

# WOODSMERE HOLDINGS CORP.

## Pay transparency report

### Employer details

Employer:	WOODSMERE HOLDINGS CORP.
Address:	779 BLACKBERRY ROAD, VICTORIA, BC
Reporting Year:	2025
Time Period:	January 1, 2025 - December 31, 2025
NAICS Code:	53 - Real estate and rental and leasing
Number of Employees:	50-299



### Hourly pay

#### Mean hourly pay gap<sup>1</sup>



In this organization women's average hourly wages are 6% less than men's. For every dollar men earn in average hourly wages, women earn 94 cents in average hourly wages. \*

#### Median hourly pay gap<sup>2</sup>



In this organization women's median hourly wages are 3% less than men's. For every dollar men earn in median hourly wages, women earn 97 cents in median hourly wages. \*

#### Explanatory notes

1. "Mean hourly pay gap" refers to the differences in pay between gender groups calculated by average pay. Hourly pay does not include bonuses and overtime.
2. "Median hourly pay gap" refers to the differences in pay between gender groups calculated by the mid range of pay for each group. Hourly pay does not include bonuses and overtime.



## Overtime pay

### Mean overtime pay<sup>3</sup>

This measure cannot be displayed because there is insufficient data to meet disclosure requirements.

### Median overtime pay<sup>4</sup>

This measure cannot be displayed because there is insufficient data to meet disclosure requirements.

### Mean overtime paid hours<sup>5</sup>

This measure cannot be displayed because there is insufficient data to meet disclosure requirements.

### Median overtime paid hours<sup>6</sup>

This measure cannot be displayed because there is insufficient data to meet disclosure requirements.

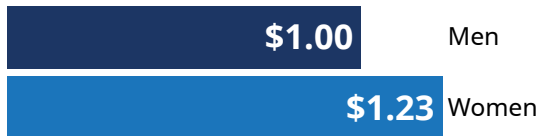
### Percentage of employees in each gender category receiving overtime pay

This measure cannot be displayed because there is insufficient data to meet disclosure requirements.



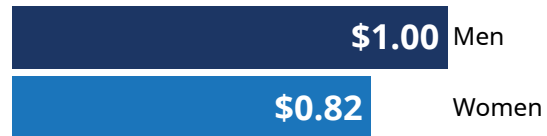
## Bonus pay

### Mean bonus pay<sup>7</sup>



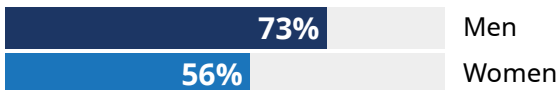
In this organization women's average bonus pay is 23% more than men's. For every dollar men earn in average bonus pay, women earn \$1.23 in average bonus pay. \*

### Median bonus pay<sup>8</sup>



In this organization women's median bonus pay is 18% less than men's. For every dollar men earn in median bonus pay, women earn 82 cents in median bonus pay. \*

### Percentage of employees in each gender category receiving bonus pay



#### Explanatory notes

- "Mean overtime pay" refers to overtime pay when averaged for each group.
- "Median overtime pay" refers to the middle point of overtime pay for each group.
- "Mean overtime paid hours" refers to the average number of hours of overtime worked for each group.
- "Median overtime paid hours" refers to the middle point of number of overtime hours worked for each group.
- "Mean bonus pay" refers to bonus pay when averaged for each group.
- "Median bonus pay" refers to the middle point of bonus pay for each group.



## Percentage of each gender in each pay quartile <sup>9</sup>

Upper hourly pay quartile (highest paid) †

Upper middle hourly pay quartile †

Lower middle hourly pay quartile †

Lowest hourly pay quartile (lowest paid) †

■ Women

Women (100%)

In this organization, women occupy 100% of the lowest paid jobs.

† This pay quartile was reduced to suppress gender categories consisting of less than ten (10) employees.

### Explanatory notes

9. "Pay quartile" refers to the percentage of each gender within four equal sized groups based on their hourly pay.

\* In accordance with the Pay Transparency Act and reporting rules designed to protect the anonymity and privacy of respondents, one or more gender categories has been excluded due to insufficient numbers to meet disclosure requirements.